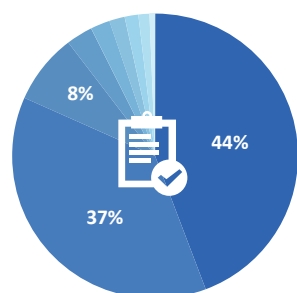




## HOSPITAL PROCEDURES AND BEDS



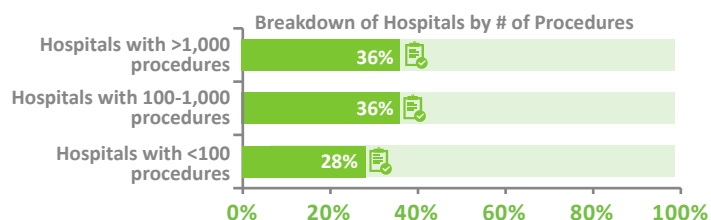
### PROCEDURES



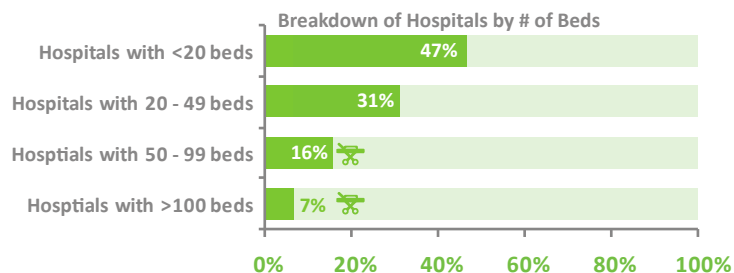
AVG # PER HOSPITAL

GENERAL	1,284
OTHER	1,087
OBGYN	231
UROLOGY	88
NEUROLOGICAL	64
CARDIOVASCULAR	51
THORATIC	45
ORTHOPEDIC	36
SPINAL	18

### SIZE BY PROCEDURES



### SIZE BY BEDS

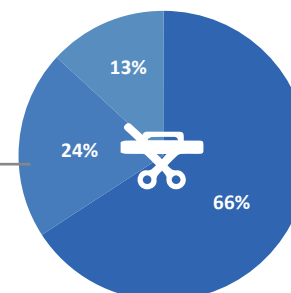


**2,904**  
Procedures Conducted  
per Hospital



**39**  
Hospital Beds  
per Hospital

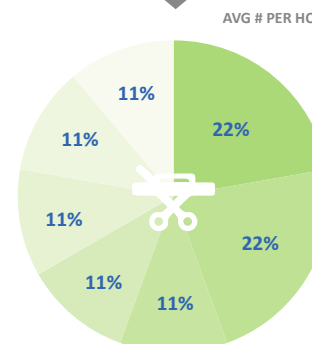
### BEDS



AVG # PER HOSPITAL

HOSPITALIZATION BEDS	25
AMBULATORY BEDS	9
MULTIPLE USE BEDS	5

DIVISION OF AMBULATORY BEDS



AVG # PER HOSPITAL

AMBULATORY BEDS - OTHER AMBULATORY BEDS	2
AMBULATORY BEDS - BIRTHING RECUPERATION	2
AMBULATORY BEDS - LAB/INTERMEDIARY CARE	1
AMBULATORY BEDS - INTENSIVE CARE	1
AMBULATORY BEDS - LABOR	1
AMBULATORY BEDS - SURGERY/ SHORT STAY	1
AMBULATORY BEDS - EMERGENCY	1

“**28%** of Hospitals perform over 1,000 procedures per year, over **44%** of which are **GENERAL PROCEDURES.**”