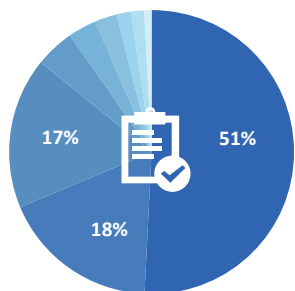




HOSPITAL PROCEDURES AND BEDS



PROCEDURES

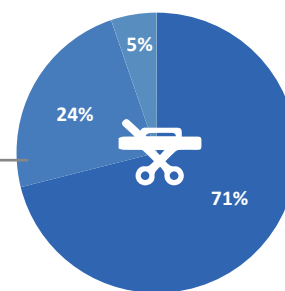


AVG # PER HOSPITAL

OTHER	667
GENERAL	235
OBGYN	226
NEUROLOGICAL	58
THORATIC	43
CARDIOVASCULAR	33
ORTHOPEDIC	21
SPINAL	20
UROLOGY	11



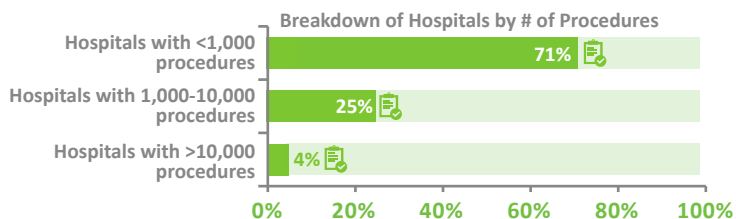
BEDS




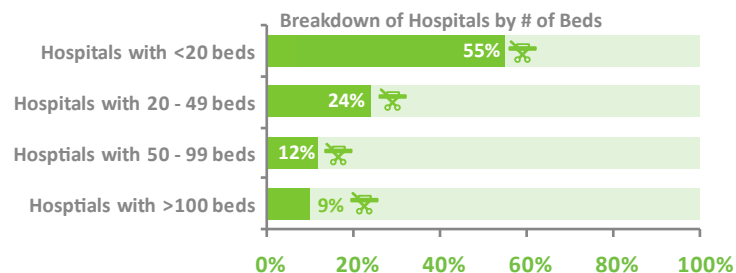
AVG # PER HOSPITAL

HOSPITALIZATION BEDS	27
AMBULATORY BEDS	9
MULTIPLE USE BEDS	2

SIZE BY PROCEDURES



SIZE BY BEDS



DIVISION OF AMBULATORY BEDS

AVG # PER HOSPITAL

AMBULATORY BEDS - OTHER AMBULATORY BEDS	3
AMBULATORY BEDS - EMERGENCY	2
AMBULATORY BEDS - INTENSIVE CARE	1
AMBULATORY BEDS - SURGERY / SHORT STAY	1
AMBULATORY BEDS - LABOR	1
AMBULATORY BEDS - BIRTHING RECUPERATION	1
AMBULATORY BEDS - INTERMEDIARY CARE	<1

“ **36%** of Hospitals perform over 1,000 procedures per year, over **51%** of which are **OTHER PROCEDURES.** ”